

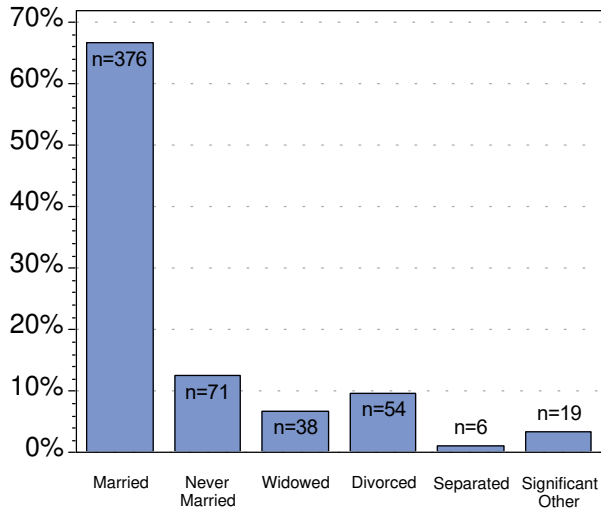
BRASS Currently Enrolled

most recent visits as of 1st Quarter 2025
N=565

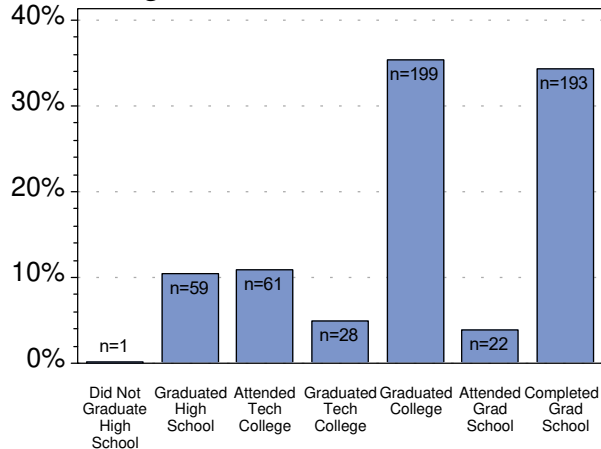
Variable	Mean	Std Dev	Min	Max
Age	62.19	13.84	22.00	92.00
Disease Duration	19.75	11.94	0.00	63.00

Smoking Status		
Never Smoked	Past Smoker	Current Smoker
62%	35%	3%

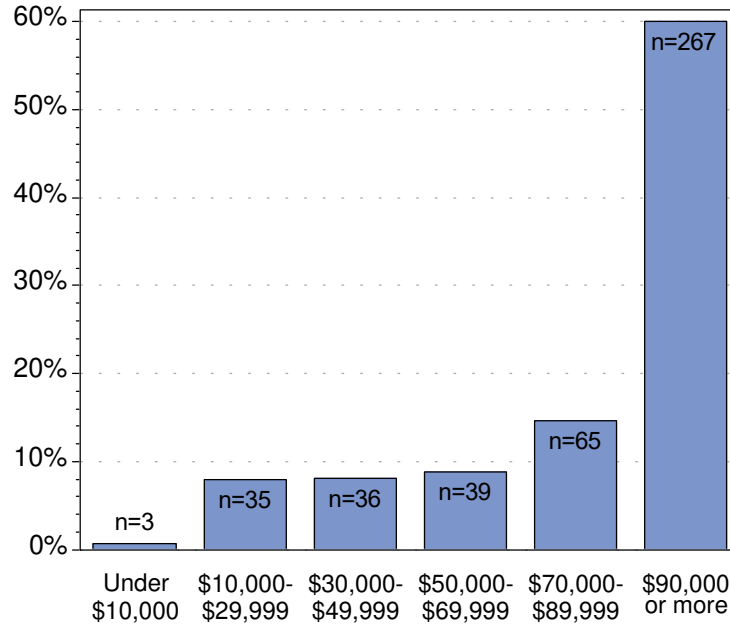
Marital Status



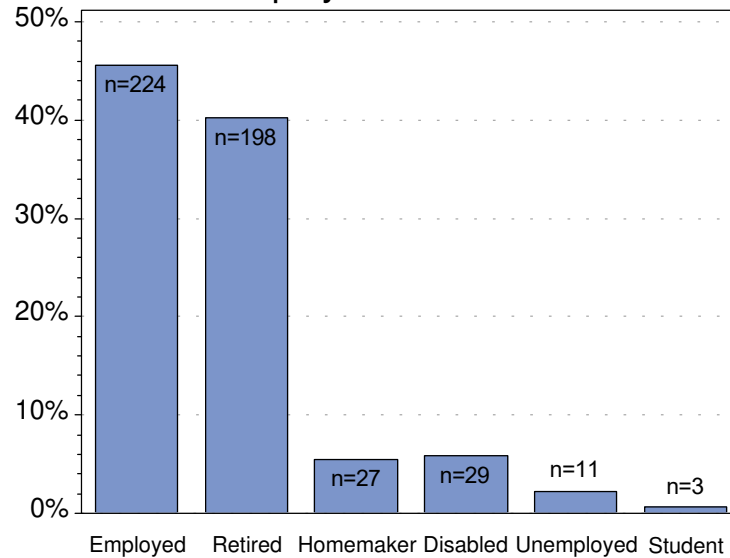
Highest Education Level



Income Level

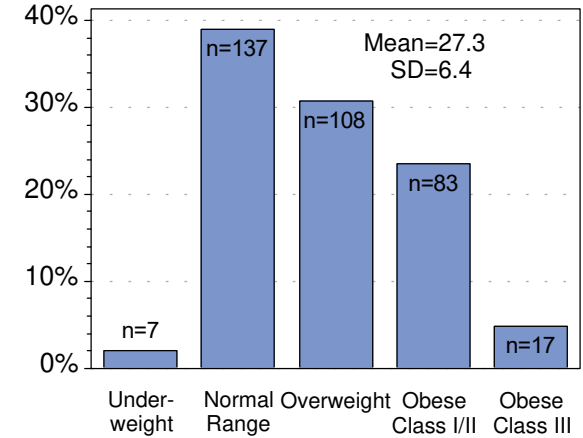


Employment Status

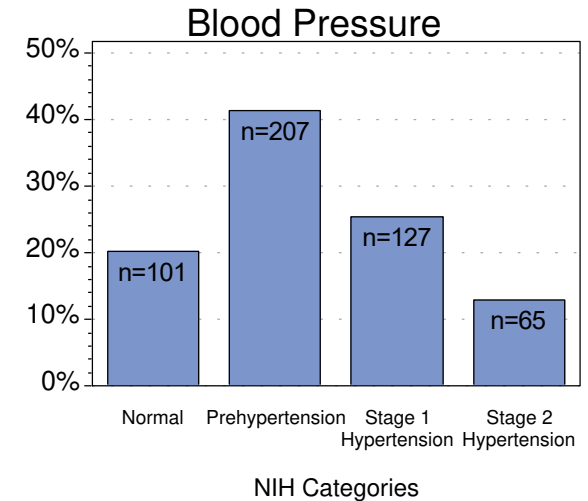


Variable	Values, N(%)
Female	466 (82.6)
Caucasian	524 (92.9)
Early RA (< 2yrs)	87 (15.4)
Seropositive	321 (67.7)
RF Positive	267 (57.8)
Anti-CCP Positive	282 (59.7)

BMI



WHO Classifications



BRASS Currently Enrolled

most recent visits as of 1st Quarter 2025

N=565

Disease Characteristics

Variable	N	Mean	Std Dev	Min	Max
MDHAQ Score	518	0.46	0.49	0.00	2.80
Modified RADA1	488	2.60	2.09	0.00	9.22
Pain VAS	513	28.54	26.24	0.00	100.00
Patient Global	526	29.08	24.58	0.00	100.00
Physician Global	560	17.34	16.88	0.00	90.00
FSMHI5 Scale	411	78.19	16.22	15.00	100.00
Self Efficacy Score	89	78.39	17.36	20.00	100.00
DAS 28-CRP4S	111	2.57	1.26	0.99	6.21
Total Swollen Joints	564	1.80	3.94	0.00	22.00
Total Painful Joints	564	1.16	2.81	0.00	21.00

Medicines Ever Taken

Variable	Values, N(%)
Methotrexate	505 (89.4)
Anti-TNF	414 (73.3)
Plaquenil	363 (64.2)
Biologic DMARD	431 (76.3)
Non-Biologic DMARD	559 (98.9)
Non-Bio DMARD, not including MTX or Plaquenil	272 (48.1)
Steroid	505 (89.4)

Current Medicines at Last Visit

Variable	Values, N(%)
Methotrexate	247 (43.7)
Only MTX (not including NSAIDs or Steroids)	93 (16.5)
Anti-TNF	217 (38.4)
Anti-TNF and MTX	103 (18.2)
Plaquenil	87 (15.4)
NSAIDs	218 (38.6)
Any DMARD	505 (89.4)
Biologic DMARD	295 (52.2)
Non-Biologic DMARD	332 (58.8)
Non-Bio DMARD, not including MTX or Plaquenil	37 (6.5)
Steroid	116 (20.5)
Narcotic	31 (5.5)
Other Pain Med (non-narcotic)	165 (29.2)

Current Supplements at Last Visit

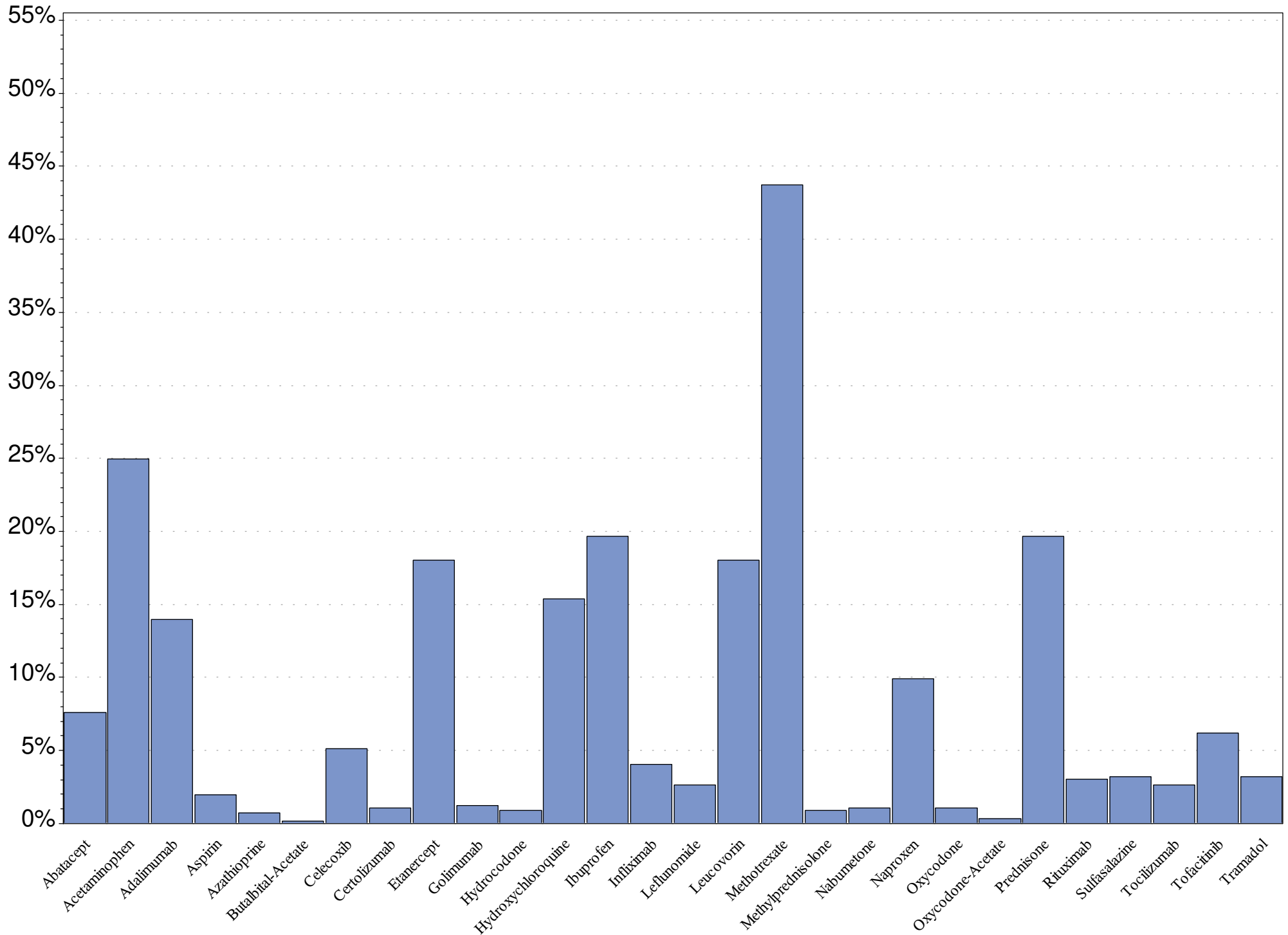
Vitamins/Minerals

Variable	Values, N(%)
Vitamin B	39 (7)
Vitamin B6	7 (1.3)
Vitamin B12	59 (10.6)
Vitamin C	64 (11.5)
Vitamin D	306 (54.8)
Vitamin E	11 (2)
Calcium	152 (27.2)
Folic Acid	191 (34.2)
Iron	30 (5.4)
Magnesium	52 (9.3)
Multivitamin	231 (41.4)

Herbal/Health Foods

Variable	Values, N(%)
Borage Seed Oil	2 (0.4)
Capsaicin	1 (0.2)
Evening Primrose Oil	1 (0.2)
Fish Oil	91 (16.3)
Glucosamine/Chondroitin	12 (2.1)
Other	104 (18.6)

Medicine Use at Most Recent Visit



BRASS Currently Enrolled

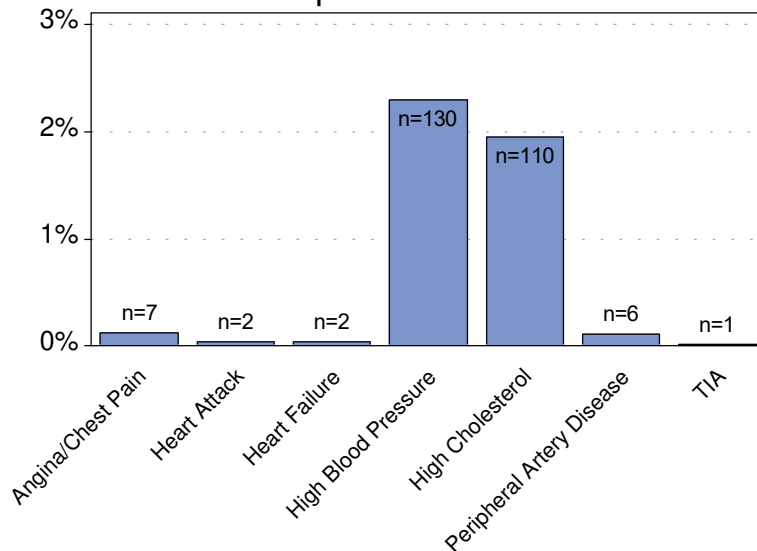
most recent visits as of 1st Quarter 2025

N=565

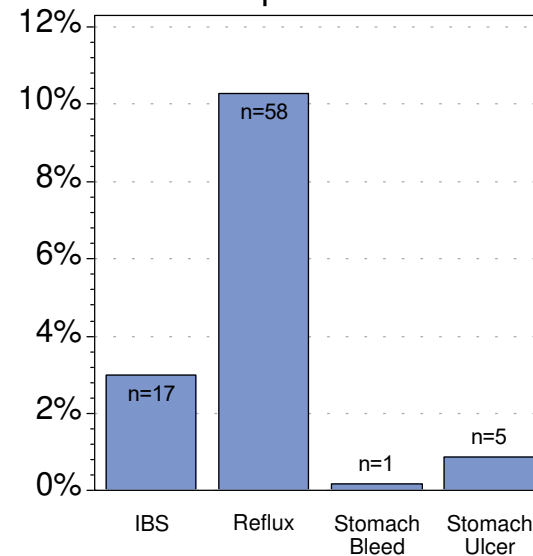
Physician Reported Extra-Articular Manifestations

Variable	Values, N (%)
Sjogren's Syndrome	32 (5.7)
Brochiectasis	11 (1.9)
Subcutaneous Nodules	11 (1.9)
Neuropathy	11 (1.9)
Pulmonary Nodules	7 (1.2)
Pulmonary Fibrosis	3 (0.5)
Scleritis/Episcleritis	3 (0.5)
Cutaneous Vasculitis	2 (0.4)
Cervical Myelopathy	2 (0.4)
Pleuritis	1 (0.2)
Bronchiolitis Obliterans	1 (0.2)
Felty's Syndrome	1 (0.2)

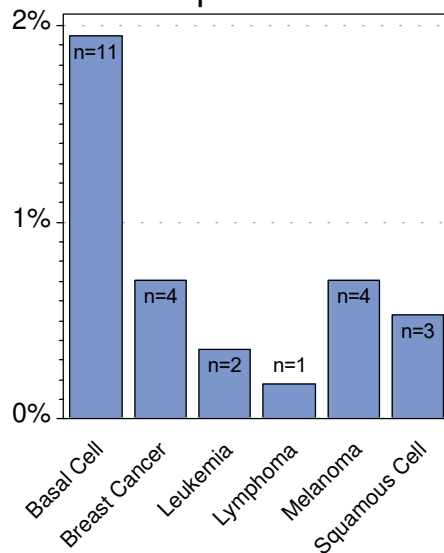
Self-Reported Cardiovascular



Self-Reported GI



Self-Reported Cancers



Self-Reported Pulmonary

