

BRASS Baseline Summary

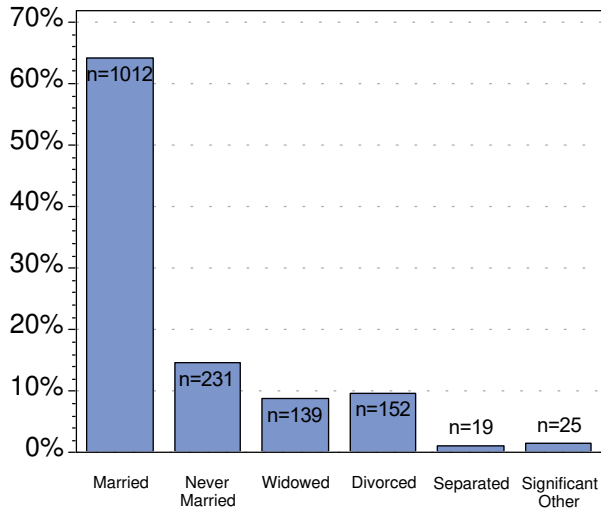
as of 1st Quarter 2025
N=1581

Variable	Average	Std Dev	Min	Max
Age	56.20	14.23	18.00	91.00
Disease Duration	12.15	11.73	0.00	65.00

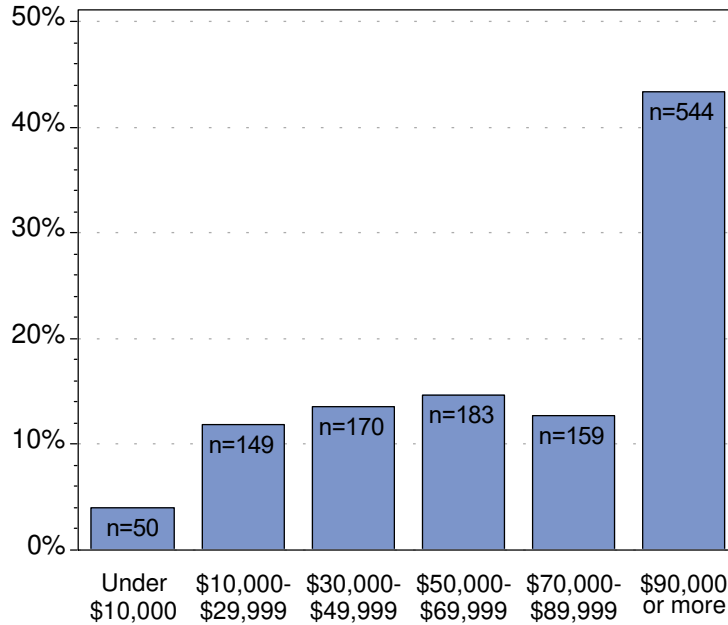
Smoking Status		
Never Smoked	Past Smoker	Current Smoker
54%	38%	8%

Variable	Values, N(%)
Female	1294 (81.9)
Caucasian	1443 (91.9)
Early RA (< 2yrs)	244 (15.4)
Seropositive	1000 (68.4)
RF Positive	870 (61)
Anti-CCP Positive	881 (60.8)

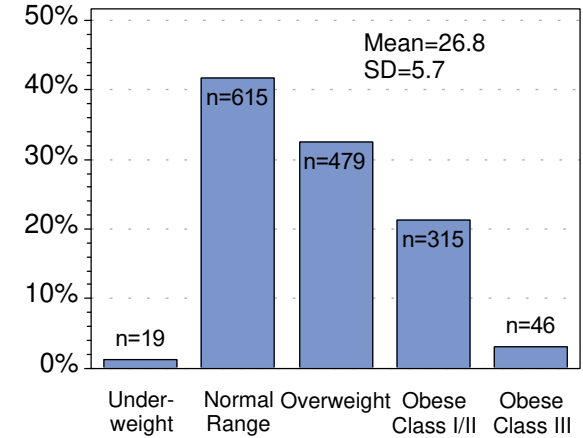
Marital Status



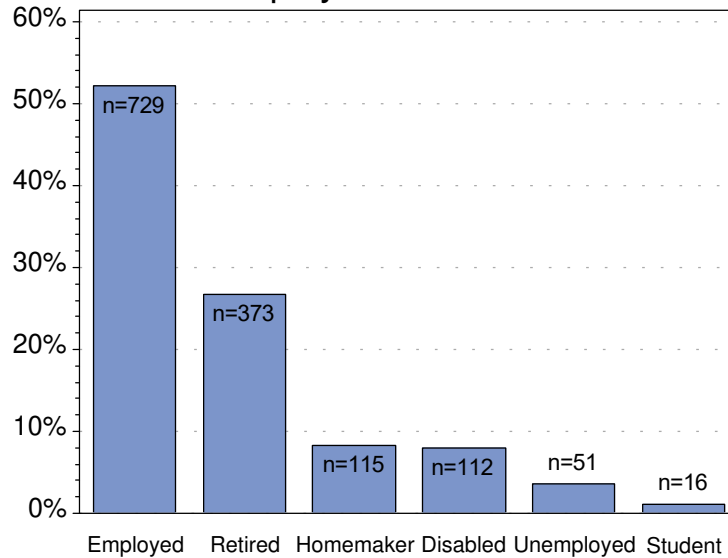
Income Level



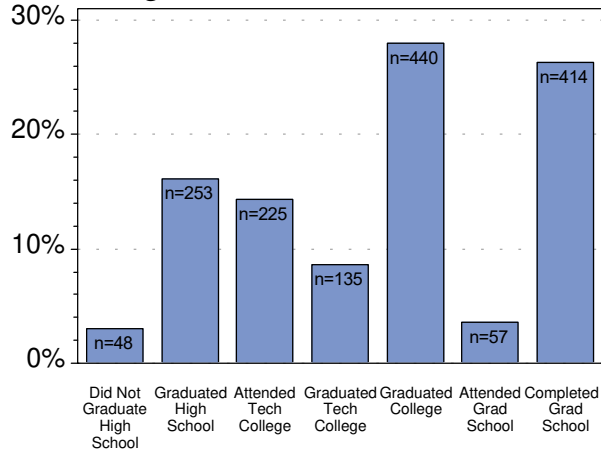
BMI



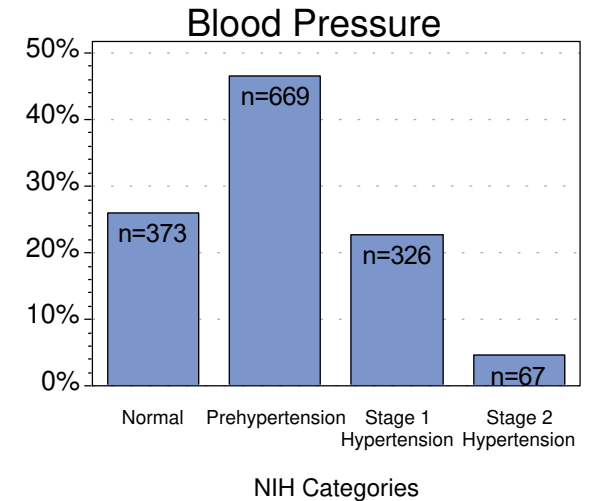
Employment Status



Highest Education Level



WHO Classifications



NIH Categories

BRASS Baseline Summary

as of 1st Quarter 2025

N=1581

Disease Characteristics

Variable	N	Average	Std Dev	Min	Max
MDHAQ Score	1408	0.59	0.52	0.00	2.80
Modified RADAI	1402	3.38	2.27	0.00	9.64
Pain VAS	1381	34.78	27.33	0.00	100.00
Patient Global	1414	31.73	25.24	0.00	100.00
Physician Global	1556	30.08	21.47	0.00	100.00
FSMHI5 Scale	1393	73.50	17.68	10.00	100.00
Self Efficacy Score	1396	72.01	18.93	10.00	100.00
DAS 28-CRP4S	1395	3.63	1.63	0.99	8.19
Total Swollen Joints	1580	6.80	7.63	0.00	28.00
Total Painful Joints	1580	6.04	6.98	0.00	28.00

Medicines Ever Taken

Variable	Values, N(%)
Methotrexate	1183 (74.8)
Anti-TNF	714 (45.2)
Plaquenil	955 (60.4)
Biologic DMARD	730 (46.2)
Non-Biologic DMARD	1490 (94.2)
Non-Bio DMARD, not including MTX or Plaquenil	738 (46.7)
Steroid	1258 (79.6)

Current Medicines at Baseline

Variable	Values, N(%)
Methotrexate	787 (49.8)
Only MTX (not including NSAIDs or Steroids)	374 (23.7)
Anti-TNF	547 (34.6)
Anti-TNF and MTX	274 (17.3)
Plaquenil	303 (19.2)
NSAIDs	825 (52.2)
Any DMARD	1387 (87.7)
Biologic DMARD	596 (37.7)
Non-Biologic DMARD	1137 (71.9)
Non-Bio DMARD, not including MTX or Plaquenil	238 (15.1)
Steroid	463 (29.3)
Narcotic	156 (9.9)
Other Pain Med (non-narcotic)	382 (24.2)

Current Supplements at Baseline

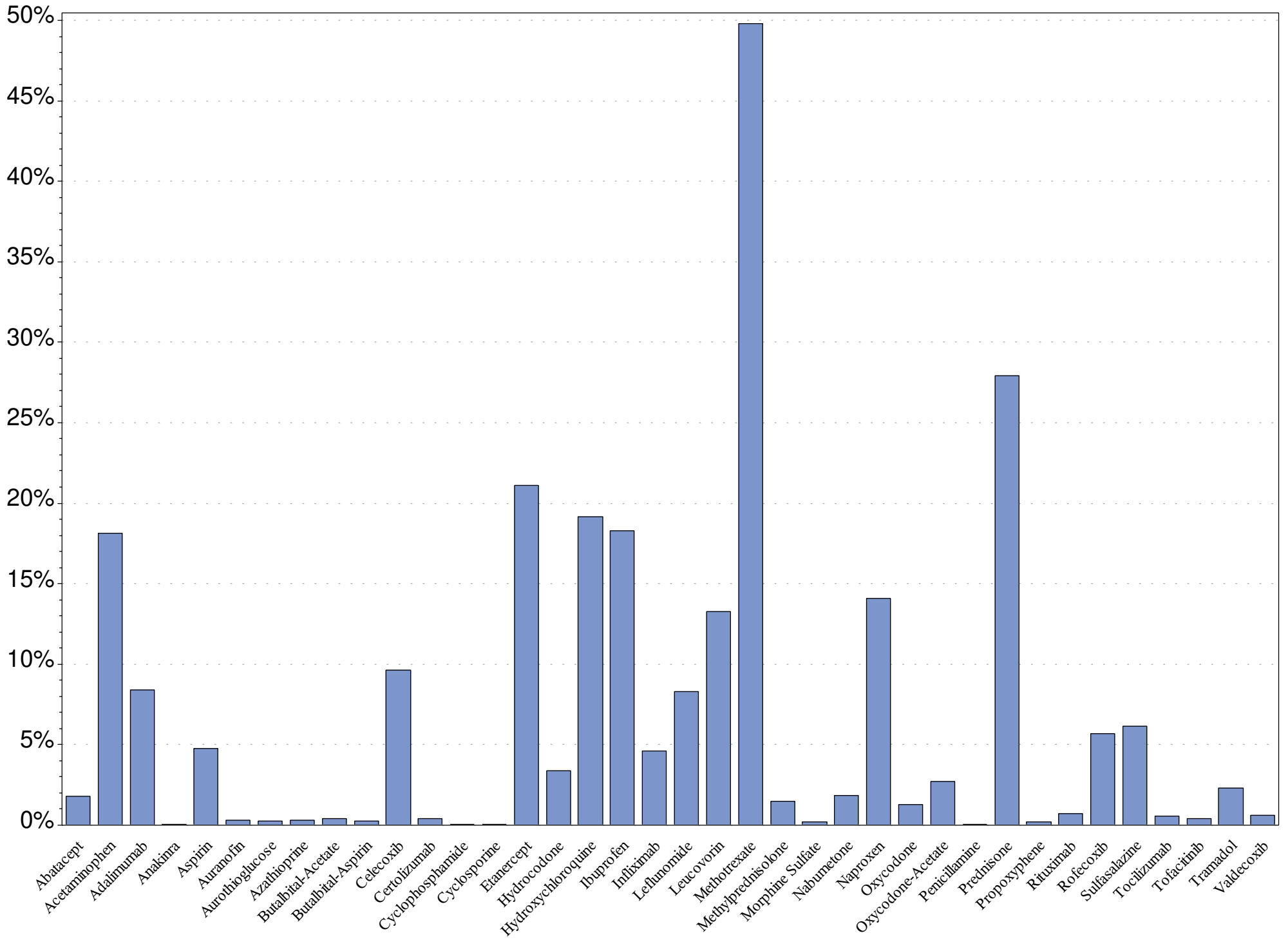
Vitamins/Minerals

Variable	Values, N(%)
Vitamin B	24 (4.3)
Vitamin B6	16 (2.9)
Vitamin B12	52 (9.4)
Vitamin C	57 (10.3)
Vitamin D	236 (42.8)
Vitamin E	20 (3.6)
Calcium	170 (30.8)
Folic Acid	243 (44)
Iron	25 (4.5)
Magnesium	32 (5.8)
Multivitamin	250 (45.3)

Herbal/Health Foods

Variable	Values, N(%)
Borage Seed Oil	4 (0.3)
Capsaicin	4 (0.3)
Evening Primrose Oil	20 (1.3)
Feverfew	1 (0.1)
Fish Oil	223 (14.1)
Glucosamine/Chondroitin	108 (6.8)
Thundergod Root	1 (0.1)
Other	191 (12.1)

Medicine Use at Baseline



BRASS Baseline Summary

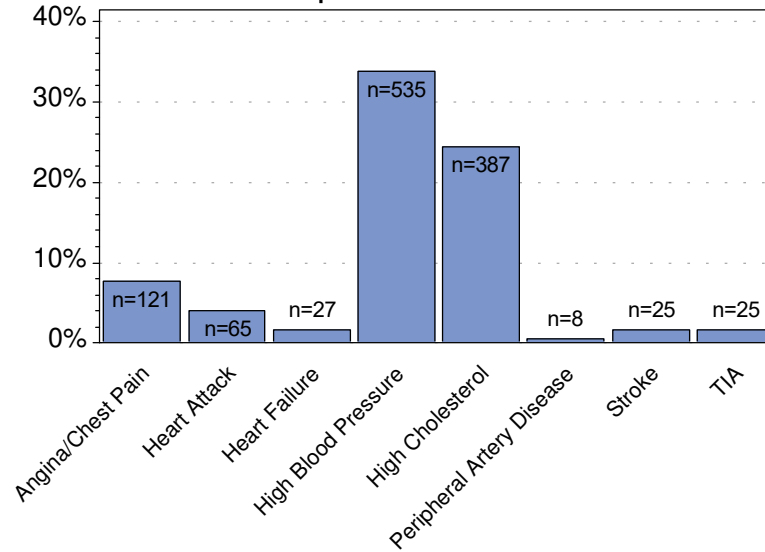
as of 1st Quarter 2025

N=1581

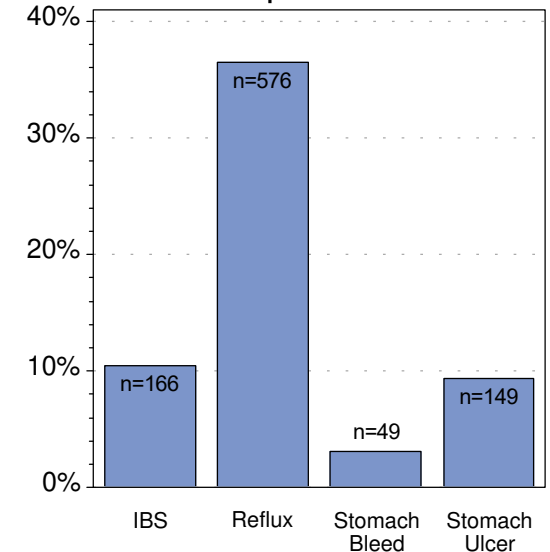
Physician Reported Extra-Articular Manifestations

Variable	Values, N (%)
Subcutaneous Nodules	278 (17.6)
Sjogren's Syndrome	170 (10.8)
Pulmonary Fibrosis	37 (2.3)
Pulmonary Nodules	30 (1.9)
Cervical Myelopathy	27 (1.7)
Pleuritis	26 (1.6)
Neuropathy	21 (1.3)
Brochiectasis	19 (1.2)
Cutaneous Vasculitis	18 (1.1)
Pericarditis	15 (0.9)
Scleritis/Episcleritis	15 (0.9)
Lymphadenopathy	12 (0.8)
Bronchiolitis Obliterans	9 (0.6)
Felty's Syndrome	4 (0.3)
Vasculitis of Organs	4 (0.3)
Pyoderma Gangrenosum	2 (0.1)
LGL Leukemia	1 (0.1)
Glomerulonephritis	1 (0.1)
Amyloidosis	1 (0.1)

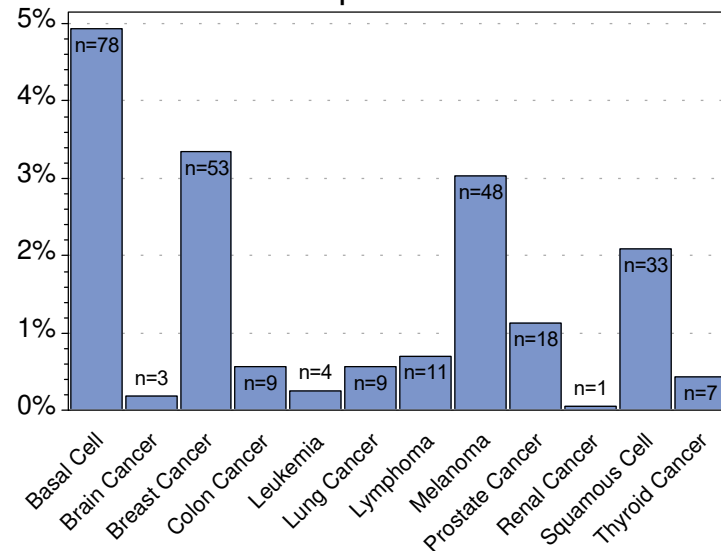
Self-Reported Cardiovascular



Self-Reported GI



Self-Reported Cancers



Self-Reported Pulmonary

